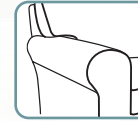


Custom

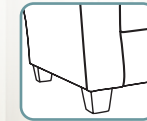
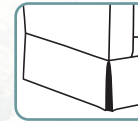
SEATING PROGRAM

SEE BACK FOR DETAILS!


Choose Your Arm



Choose Your Base



Choose Your Fabric



*Made in the USA of domestic & globally sourced components.



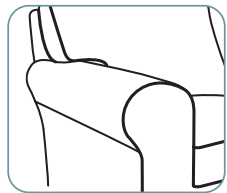
ANNABEL SERIES

Custom SEATING PROGRAM




One of a kind *style* in 3 easy steps

1. Choose Your Arm



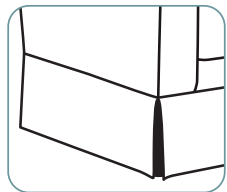
Sock Arm • 0

or



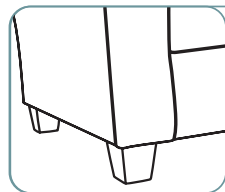
Track Arm • 2

2. Choose Your Base

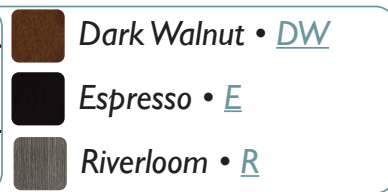


Skirt • SK

or



Tapered Leg

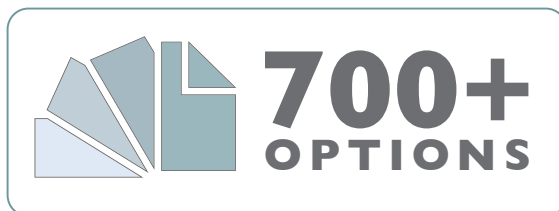


Dark Walnut • DW

Espresso • E

Riverloom • R

3. Choose Your Fabric



Over 700 fabrics in a variety of colors, patterns and styles to choose for your furniture and pillows..

SOFA MEASUREMENTS*

SOFA

HEIGHT 38"
WIDTH 77-83"
DEPTH 39"

SEAT

HEIGHT 20 1/2"
WIDTH 64"
DEPTH 21 1/2"

LOVESEAT MEASUREMENTS*

LOVESEAT

HEIGHT 38"
WIDTH 56-62"
DEPTH 39"

SEAT

HEIGHT 20 1/2"
WIDTH 43"
DEPTH 21 1/2"

CHAIR MEASUREMENTS

CHAIR

HEIGHT 38"
WIDTH 34 1/2 - 40 1/2"
DEPTH 39"

SEAT

HEIGHT 20 1/2"
WIDTH 21 1/2"
DEPTH 21 1/2"

HOW TO ORDER

arm type  base type 
model # **S80R**

NOTE:

Substitute the **S** with a **C** for Chairs
Substitute the **S** with an **L** for Loveseats

*Two Pillows in Choice of Fabric
with Sofas & Loveseats (Pillow 6)



Scan with your smart device's camera to learn more!

